



# RAILWAY SAFETY ACTIVITY BOOK

**CANADIAN SAFETY  
TRAIN EXPRESS**

---

[WWW.CANADIANSAFETYTRAIN.CA](http://WWW.CANADIANSAFETYTRAIN.CA)

Canadian Safety Train Express  
313 1st Avenue, Cudworth, SK S0K 0J4  
Phone: (306) 628-8138  
[info@safetytrain.ca](mailto:info@safetytrain.ca)  
[www.canadiansafetytrain.ca](http://www.canadiansafetytrain.ca)



Hello!

This Railway Safety Activity Book is produced with assistance from the Government of Canada.

**Canadian Safety Train Express gratefully acknowledges the following for their support; this program would not be possible without it.**



### PLATINUM SPONSORS



Government of Canada

Rail Simulations Inc.



### GOLD SPONSORS



Canadian National Railway



### SILVER SPONSORS



Pembina Pipeline Corporation



### BRONZE SPONSORS



Canadian Pacific Railway

North West Terminal Ltd.

SGI

*Come and take a ride to safety while you work through this Railway Safety Activity Book.*

# Railway Safety Activity Book



The Canadian Safety Train Express is happy to bring you this railway safety activity book!

Did you know that we have over 8500 kilometers of train track in Saskatchewan? How about that we have 13 short line railways? Have you ever seen a railway crossing? Our province has over 5000 of them!

Knowing the dangers around trains is so important! It helps keep everyone safe.

Download the Safety Train app to hear Spike the safety dog's message. Plus, you can also play the book's map game with this app.


Enjoy the activities and remember to stay safe around trains!






# Connect the Dots

Connect all the dots to reveal the photo!



# Important Safety Rules



1. Always expect a train! Trains can run on any track in any direction, at any time.
2. Never walk or play on or along railroad tracks - this is dangerous and illegal.
3. Always look for and obey all railway signs and signals.
4. Always be alert and aware around railway tracks and crossings. Don't be distracted by cell phones or headphones.
5. Always stop, look and listen before crossing railway tracks.
6. Only cross tracks at designated crossing areas.
7. Never stop on the tracks - walk quickly across the tracks when it is safe to go.
8. Never take a shortcut across the tracks.
9. Never ride or climb on or under railway cars. This is illegal and very dangerous!
10. Never throw things at a train or put things on railway tracks.





# Copy Cat

Can you find the 4 signs that are the exact same?



Get creative, give Spike some new coveralls!





# DID YOU KNOW....



Saskatchewan has 8,722 km of railway track.

SOURCE: Western Canadian Shortline Association



There are 5005 railway crossings in Saskatchewan.

SOURCE: Government of Canada

**FOLLOW SAFETY, NOT THE TRACKS**





# Railway Safety Trivia

## TRUE or FALSE

- |  |               |
|--|---------------|
| 1. You should always walk your bike across the tracks. | True or False |
| 2. Trains can stop quickly.                            | True or False |
| 3. Railway tracks are a safe place to play.            | True or False |
| 4. Never climb over or under railcars.                 | True or False |
| 5. It's okay to cross the tracks wherever you want.    | True or False |
| 6. Always obey all railway signs.                      | True or False |
| 7. Never stop on the tracks.                           | True or False |
| 8. It's okay to throw things at the train.             | True or False |

# IMPORTANT RAILWAY SIGNS

These signs are for **EVERYONE** – all vehicles, cyclists and pedestrians.

What do they mean?



## ADVANCED WARNING

This sign means that railway tracks are crossing a road. You should **SLOW DOWN**, **LOOK** both ways, **LISTEN** for trains and be ready to stop.



## CROSSBUCK

This sign means that railway tracks are crossing a road. Always **LOOK** both ways and **LISTEN** for trains before crossing. You must stop when trains are approaching and wait for them to pass.

# IMPORTANT RAILWAY SIGNS

These signs are for **EVERYONE** – all vehicles, cyclists and pedestrians.

What do they mean?



## MULTI-TRACK

This sign means that there is more than one set of tracks at a crossing and tells you the number of tracks at that location.



## NO TRESPASSING

This sign means that you must **STAY OFF** railway property. It's very dangerous and illegal to walk or play on railway property.

# RAILWAY CROSSING INFORMATION

Railway crossings sometimes have flashing lights and bells. They can also have gates.

What does everything mean?



## CROSSING WITH FLASHING LIGHTS AND BELLS

Some railway crossings have flashing lights and bells to warn you that a train is coming. You have to stop and wait until the lights stop flashing and the bells stop ringing, and that no other trains are coming before you can cross.



## CROSSING WITH FLASHING LIGHTS, BELLS AND GATES

This type of crossing has flashing lights, bells and gates to tell you that a train is coming. You have to stop and wait until the lights stop flashing, the bells stop ringing, the gates are all the way up and that no other trains are coming before you can cross. NEVER go under or around the lowered gates!



# RAILWAY SAFETY WORD SCRAMBLE

Can you unscramble these words?

1. RAAWYLI

\_ \_ \_ \_ \_

9. OOLK

\_ \_ \_ \_

2. SYEFAT

\_ \_ \_ \_ \_

10. SNEITL

\_ \_ \_ \_ \_

3. SRISNCGO

\_ \_ \_ \_ \_

11. ESIHLWT

\_ \_ \_ \_ \_

4. LLEB

\_ \_ \_ \_

12. KCTSAR

\_ \_ \_ \_ \_

5. LHSITG

\_ \_ \_ \_ \_

13. OSBAECO

\_ \_ \_ \_ \_

6. ATGE

\_ \_ \_ \_

14. NEGNREEI

\_ \_ \_ \_ \_

7. TRNIA

\_ \_ \_ \_ \_

15. CTCONRODU

\_ \_ \_ \_ \_

8. TSPO

\_ \_ \_ \_

16. TTONASI

\_ \_ \_ \_ \_

EVERYONE  
WORKS  
TOGETHER  
TO KEEP  
THE  
RAILWAY  
SAFE.

## RAILWAY JOBS

THERE ARE LOTS OF  
DIFFERENT JOBS ON THE  
RAILWAY.  
THIS IS WHAT SOME OF THEM  
DO.

ENGINEER

ENGINEERS DRIVE THE TRAIN

CONDUCTOR

CONDUCTORS ARE THE BOSS OF  
THE TRAIN. THEY BUILD THE  
TRAIN AND WORK OUTSIDE  
MOST OF THE TIME.

CARMAN

A CARMAN FIXES THE RAILCARS.

TRACKMAN

TRACKMEN FIX THE RAILWAY  
TRACK.

MECHANIC

THERE ARE DIFFERENT TYPES  
OF MECHANICS THAT WORK ON  
THE RAILWAY. THEY FIX  
LOCOMOTIVES AND OTHER  
RAILWAY EQUIPMENT.

# CAN YOU FIND THE 6 DANGERS?



Try it using  
Augmented Reality!  
Download the 'Safety  
Train' app for free!



Tap the screen  
where you think  
there's a danger  
and find out if  
you're right!



**SPIKE**  
the Safety Dog  
says....

**ALWAYS  
REMEMBER  
THAT..**

- Trains can't stop quickly. It can take them up to 2 miles to stop, which is equal to 18 football field lengths.
- The train you see is closer and faster moving than you think
- Trains are always wider than the tracks.



# Word Search

P	Y	S	F	J	G	F	E	Z	S	B	D	Y	P	U
C	O	N	D	U	C	T	O	R	T	I	K	S	O	E
R	D	D	E	G	N	S	E	O	H	G	G	B	M	T
Q	I	E	Y	N	T	E	V	A	G	L	X	N	S	I
X	W	Y	P	A	G	P	T	G	I	N	L	K	S	W
N	Q	W	T	N	T	I	W	S	L	F	C	L	L	J
M	M	I	R	B	P	A	N	V	I	A	O	Q	E	N
M	O	T	R	A	I	N	T	E	R	L	Z	D	Z	B
N	O	U	V	T	L	W	S	T	E	Z	S	Z	Z	X
L	Y	G	I	M	P	H	M	I	X	R	N	L	O	C
O	N	Z	P	E	W	I	P	C	D	Z	H	X	A	L
O	V	Y	C	Z	E	S	O	O	B	A	C	B	U	I
K	H	M	W	F	J	T	H	U	V	R	I	X	Y	H
S	B	S	L	H	V	L	I	Z	N	S	D	P	U	S
U	W	P	O	T	S	E	R	I	U	U	M	J	H	K

BELL

CABOOSE

CONDUCTOR

LIGHTS

LISTEN

LOOK

STATION

STOP

TRACKS

WAIT

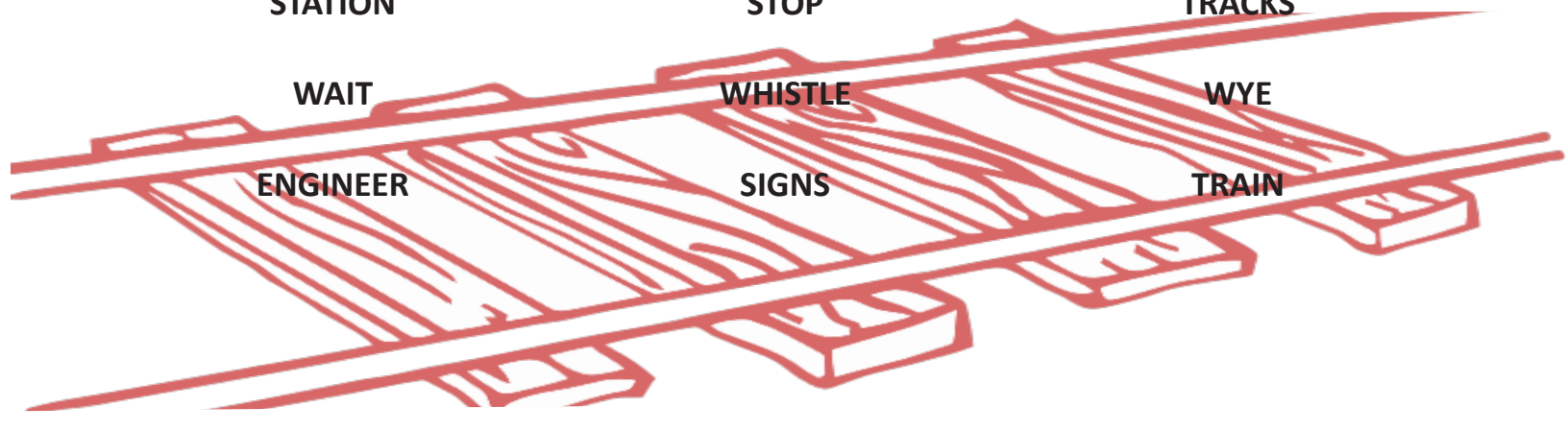
WHISTLE

WYE

ENGINEER

SIGNS

TRAIN



# RAILWAY SAFETY TIPS FOR CYCLISTS

Follow these important safety tips to make sure you stay safe when you're riding your bike.



## 1 ONLY USE DESIGNATED RAILWAY CROSSINGS

Only use the proper railway crossings to cross the tracks. Always look for signs and markings along your bike route that warn you of approaching railway crossings and prepare to stop.

## 2 LOOK, LISTEN AND BE AWARE!

**SLOW DOWN**, **LOOK** both ways and **LISTEN** for trains when you are getting close to a railway crossing. Only cross the tracks at the railway crossing when you are sure it's safe. If you see or hear a train coming, **STOP** a safe distance away from the railway crossing. Only cross after the warning signals have stopped and you are sure there are no other trains coming on any track, in any direction.

## 3 ALWAYS WALK YOUR BIKE OVER THE CROSSING

Walking your bike over the railway crossing is always the safest way to get you and your bike across the railway tracks. Remember - railway tracks are slippery when they're wet so use extra caution.


## 4 NEVER RIDE BESIDE THE RAILWAY TRACKS

This is dangerous and illegal. Trains are always wider than the tracks - they can be over 3 feet on both sides of the rail.



Help Spike find his way to his  
locomotive!

Start



FINISH



# ANSWER KEY



# Railway Safety Trivia

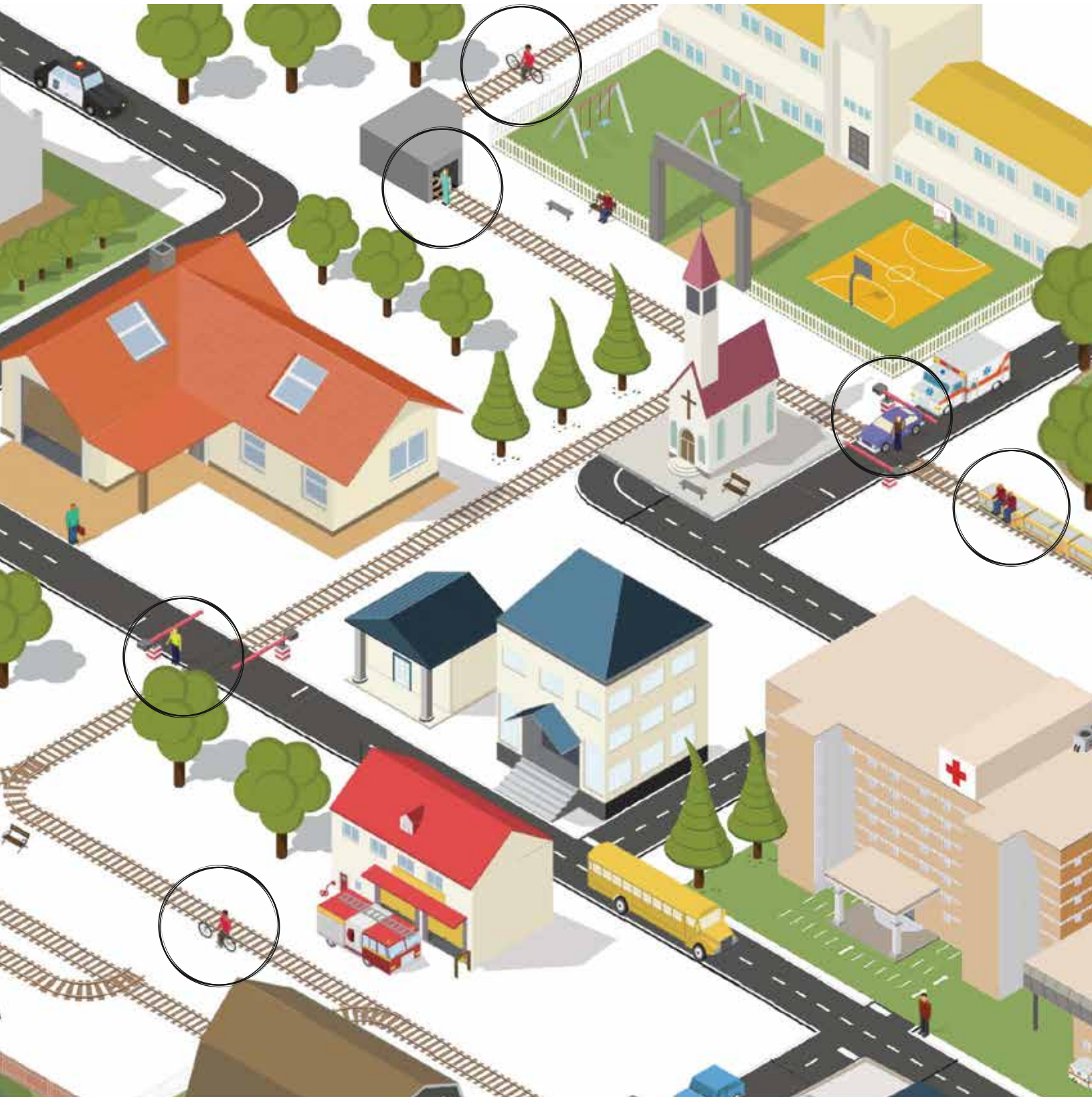
## TRUE or FALSE

- |    |   |       |
|----|---|-------|
| 1. | You should always walk your bike across the tracks. | TRUE  |
| 2. | Trains can stop quickly.                            | FALSE |
| 3. | Railway tracks are a safe place to play.            | FALSE |
| 4. | Never climb over or under railcars.                 | TRUE  |
| 5. | It's okay to cross the tracks wherever you want.    | FALSE |
| 6. | Always obey all railway signs.                      | TRUE  |
| 7. | Never stop on the tracks.                           | TRUE  |
| 8. | It's okay to throw things at the train.             | FALSE |


## RAILWAY SAFETY WORD SCRAMBLE

ANSWER SHEET

- |             |                 |               |                   |
|-------------|-----------------|---------------|-------------------|
| 1. RAAWYLI  | R A I L W A Y   | 9. OOLK       | L O O K           |
| 2. SYEFAT   | S A F E T Y     | 10. SNEITL    | L I S T E N       |
| 3. SRISNCGO | C R O S S I N G | 11. ESIHLWT   | W H I S T L E     |
| 4. LLEB     | B E L L         | 12. KCTSAR    | T R A C K S       |
| 5. LHSITG   | L I G H T S     | 13. OSBAECO   | C A B O O S E     |
| 6. ATGE     | G A T E         | 14. NEGNREEI  | E N G I N E E R   |
| 7. TRNIA    | T R A I N       | 15. CTCONRODU | C O N D U C T O R |
| 8. TSPO     | S T O P         | 16. TTONASI   | S T A T I O N     |

[illegible]

# Word Search



BELL

CABOOSE

CONDUCTOR

LIGHTS

LISTEN

LOOK

STATION

STOP

TRACKS

WAIT

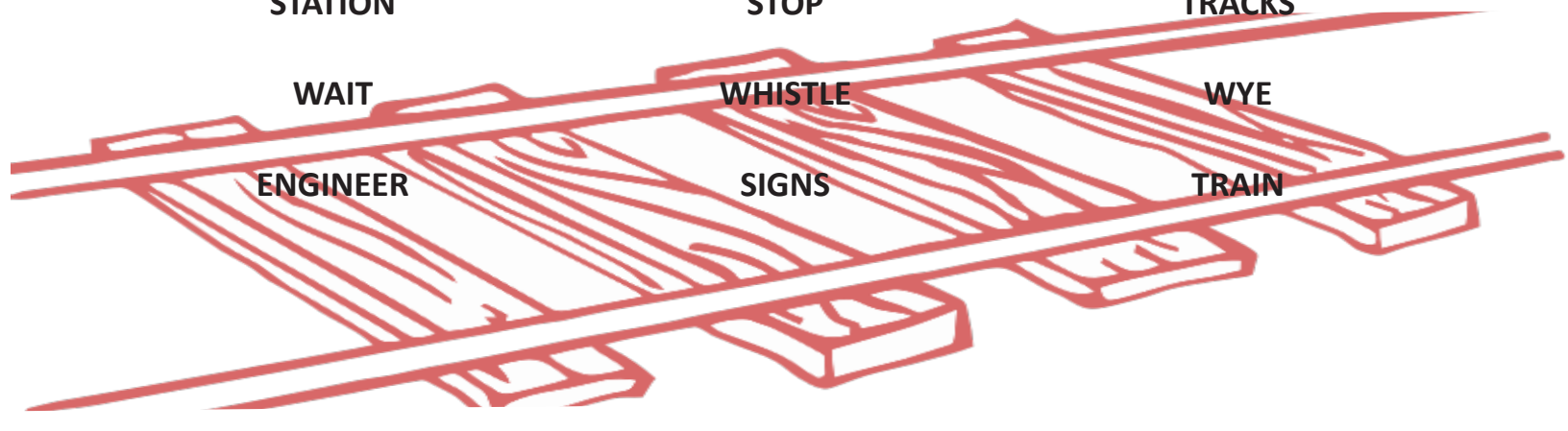
WHISTLE

WYE

ENGINEER

SIGNS

TRAIN





**CANADIAN SAFETY  
TRAIN EXPRESS**

---

[WWW.CANADIANSAFETYTRAIN.CA](http://WWW.CANADIANSAFETYTRAIN.CA)