



RAILWAY SAFETY ACTIVITY BOOK

**CANADIAN SAFETY
TRAIN EXPRESS**

WWW.CANADIANSAFETYTRAIN.CA

Canadian Safety Train Express
#104-502 Cope Way, Saskatoon SK S7T 0G3
Phone: (306)233-3068
info@safetytrain.ca
www.canadiansafetytrain.ca



Hello!

This Railway Safety Activity Book is produced
with assistance from the Government of Canada and the Ministry of Highways.

Canadian Safety Train Express gratefully acknowledges the following for their support; this program would not be possible without it.



PLATINUM SPONSORS

Government of Canada
Rail Simulations Inc.



GOLD SPONSORS

4Corners Transportation Ltd



SILVER SPONSORS

Pembina Pipeline Corporation



BRONZE SPONSORS

North West Terminal Ltd.
SGI



Come and take a ride of safety while you work through this Railway Safety Activity Book

Railway Safety Activity Book



The Ministry of Highways and the Canadian Safety Train Express are happy to partner and bring you this railway safety activity book!

Did you know that we have over 8500 kilometres of train track in Saskatchewan? How about that we have 13 short line railways? Have you ever seen a railway crossing? Our province has over 1200 of them just on the short lines!

Knowing the dangers around trains is so important! It helps keep everyone safe.

Download the Safety Train app to hear Spike the safety dog's message. Plus, you can also play the book's map game with this app.

Enjoy the activities and remember to stay safe around trains!



FREE RAILWAY SAFETY CLASS

DO YOU WANT TO
LEARN ABOUT
RAILWAY SAFETY?

CHECK OUT OUR WEBSITE FOR MORE
INFORMATION



canadiansafetytrain.ca



[wesafetytrain](https://www.facebook.com/wesafetytrain)



[wesafetytrain](https://www.instagram.com/wesafetytrain)



Colouring Contest



Here's how to enter:

- Colouring sheets and contests entry forms can be found in our activity book on our website www.canadiansafetytrain.ca and/or on our Facebook page @wesafetytrain
- Colour your page- Remember, creativity counts!
- Email the entry form and completed colouring page to info@safetytrain.ca
- **The contest deadline is January, 15th 2024 at noon (CST)**
- 1st prize winner will receive a family excursion package aboard The Wheatland Express Excursion Train (4 people), 2nd place will receive \$200 and 3rd place will receive \$100- all donated by 4Corners transportation Ltd.
- The age group for this contest **3-4yrs of age.**
- Older than 9? Check out our website and Facebook page for more awesome contests!





Transport
Canada

Transports
Canada

CONTEST ENTRY FORM

☐

**COLOURING
CONTEST**

☐

**DESIGN OUR POSTER
CONTEST**

(CHECK THE BOX THAT APPLIES)

Name of entrant: _____

Birthday: _____

Age: _____

If minor, name of parent/guardian: _____

Address: _____

Contact #: _____


Email address: _____

RELEASE AND WAIVER

All entries become the property of The Canadian Safety Train Inc. and may be used in whole or in part by The Canadian Safety Train Inc. By entering the contest, all entrants agree to permit the use of their name for publicity and further agree that The Canadian Safety Train Inc. has a universal, irrevocable, and non-exclusive license to reproduce, prepare derivative works of, distribute, display, exhibit, transmit, and/or broadcast without payment or further consent. The semi-finalists additionally grant to The Canadian Safety Train Inc. all rights, titles and interest, including, without limitation, all copyrights and exploitation rights in any media of their work without payment or further consent. The entrants represent that, the video/poster/colouring page and everything depicted in the video/poster/colouring page are wholly original and do not infringe upon or otherwise violate any right of any person, firm or entity; He/she/they have all rights, licenses, permissions, and consents necessary to submit the video/poster/colouring page in the contest in accordance with these terms and conditions; and no person/entity other than the entrants have any right, title, or arrangement to the video/poster/colouring page, including, but not limited to, music publishing agreement, recording agreement, production agreement, or any similar agreement. The entrants agree that The Canadian Safety Train Inc. may post the PSA video/poster/colouring page, or any part thereof, on The Canadian Safety Train Inc. websites and social media outlets and submit it for television broadcast. The entrants agree that The Canadian Safety Train Inc. has the right to modify, edit, and/or adapt the PSA video/poster/colouring page as necessary as well as to reproduce it, in whole or in part, without compensation or further notice to the entrants. The Canadian Safety Train Inc. is not responsible for any videos/posters/colouring pages provided by entrants that are deemed harmful or offensive to others. The Canadian Safety Train Inc. reserves the right, in its sole discretion, to reject any PSA that it deems inappropriate. All entrants agree to be bound by these terms and conditions and decisions of The Canadian Safety Train Inc., as applicable, which are final as to all contest-related matters. By participating in the contests, entrants agree to release The Canadian Safety Train Inc. and its officials, employees, and partners, from any and all actions, claims, injury, loss or damage arising in any manner, directly or indirectly, whether for legal or equitable (including injunctive) relief, relating to participation in the contest and/or acceptance, use, or misuse of a prize. The contest is subject to all federal, provincial, and local laws. Any videos involving trespassing on railway property will be disqualified.


Signature of /parent/guardian

Date



Name: _____

Age: _____



Our 2022/2023 "Colouring Contest" Winner!
Congratulations Ethan!



Transport
Canada

Transports
Canada

DESIGN OUR NEXT RAILWAY SAFETY POSTER

Poster Specifications



- Posters will be printed in 11" by 17" in size for display in schools and other facilities.
- Poster may be printed as small as 5.5" by 8.5" for use as display on a web page. Please consider these dimensions when creating the graphics or choosing a typeface.
- Bright and highly visible colours suggested.

Poster Designs Must Include the Following




- Prominent display of the Wheatland Express Safety Train name and logo.
- A strong emphasis on Railway Safety.
- Include our website and social media handles.
- Use of Spike the safety dog is not required but may be considered a bonus.

Rules and Submission Requirements



- Submit your entry form and PDF file to info@safetytrain.ca.
- The winner must include all files for reproduction. Files become the property of The Canadian Safety Train Express Inc.
- All entries must be submitted by noon (CST) January 15th 2024.
- Railway safety information well as our logos can be found on our website www.canadiansafetytrain.ca as well as our Wheatland Express Safety Train Facebook page.
- Must be between the ages of 10-15 years old. Too young or old for this contest? Check our website or Facebook page for other exciting contests.
- 1st place Winner will receive a family excursion package (4 people) aboard The Wheatland Express Excursion Train. 2nd will receive \$200 and 1st will receive \$100- All donated by 4Corners transportation Ltd.


Please feel free to contact us with any questions or concerns,
info@safetytrain.ca



STOP, LOOK, AND LISTEN !

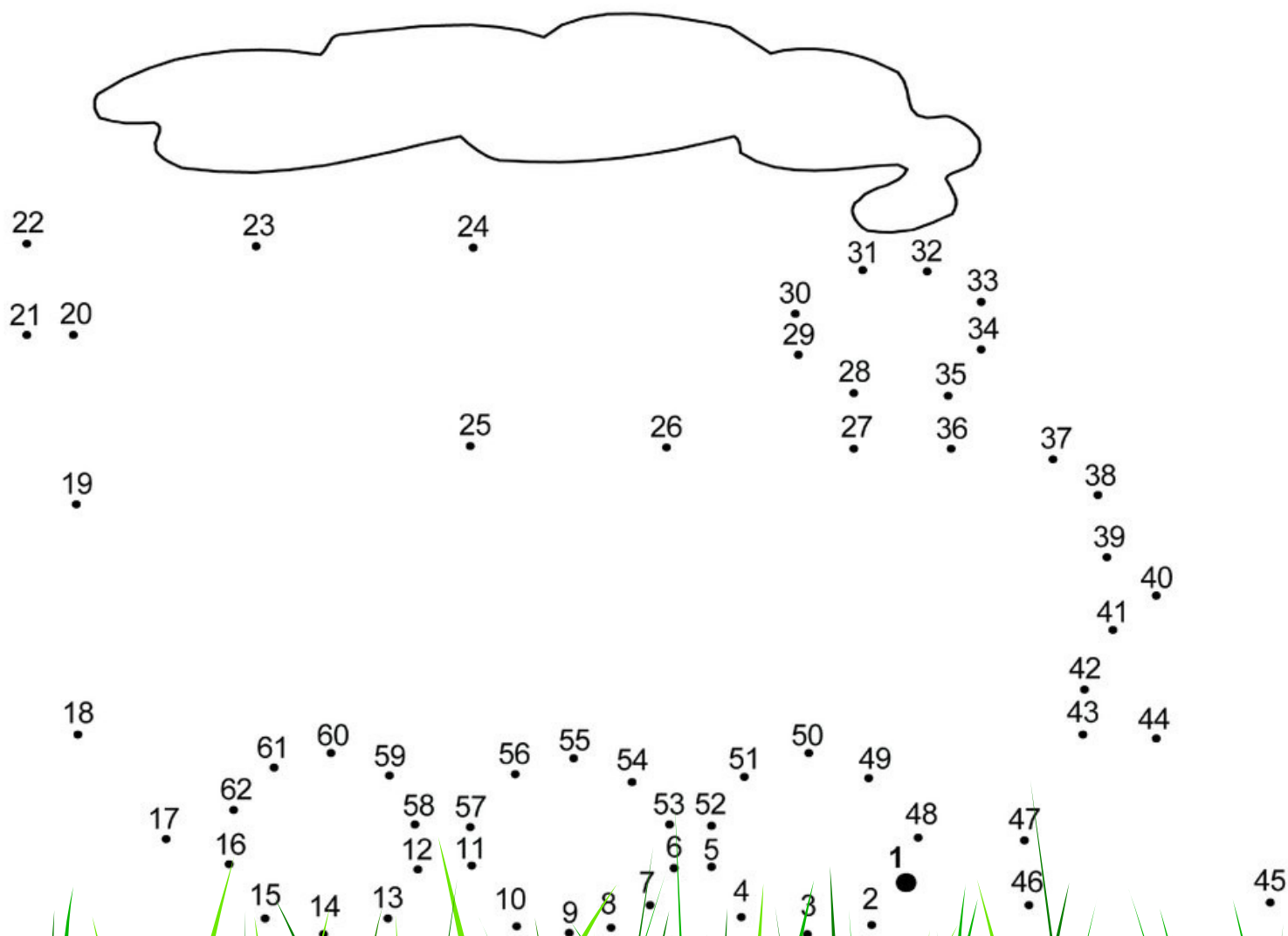
Our 2021/2022 "Design our
Safety Poster"
Contest Winner!
Congratulations, Kash!







Connect the Dots

Connect all the dots to
reveal the photo!



Colour the locomotive!





Spike the Safety Dog

**Write Spike a letter,
and he will write you
back!**

-Fill out the letter on the back of this page

-Tear it out and mail it to

Unit 104 - 502 Cope Way

Saskatoon, SK S7T 0G3

or

scan and email it to info@safetytrain.ca

-Wait for Spike to write you back!

SEE TRACKS? THINK TRAIN.



Spike the Safety Dog

Dear Spike,

My first and last name is _____ and I am _____
years old.

Some of my favorite things to do are

_____.

3 questions I would like to ask you are:

_____?

_____?

_____?

I think train safety is important because

_____.

Please send my letter to:

Mailing address: _____
OR
E-mail address: _____

I look forward to hearing from you!

From: _____



10 RAILWAY SAFETY TIPS

1. Always expect a train! Trains can run on any track in any direction, at any time.
2. Never walk or play on or along railroad tracks- this is dangerous and illegal.
3. Always look for and obey all railway signs and signals.
4. Always be alert and aware around railway tracks and crossings. Don't be distracted by cell phones or headphones.
5. Always stop, look and listen before crossing railway tracks.
6. only cross tracks at designated crossing areas.
7. Never stop on the tracks - walk quickly
8. Never take a shortcut across the tracks.
9. Never ride or climb on or under railway cars. This is illegal and very dangerous!
10. Never throw things at a train or put things on railway tracks.



Copy Cat

Can you find the 4 signs that are the exact same?



SPIKE

THE SAFETY DOG

Hey kids!
Only colour me in!



Scan this target with the “Safety Train AR” app on your phone
to make Spike come to life!

ONLY colour Spike or the magic might be lost!



Transport
Canada

Transports
Canada



DID YOU KNOW...



Saskatchewan has 8,722 km of railway track.

SOURCE: Western Canadian Shortline Association



There are 5005 railway crossings in Saskatchewan.

SOURCE: Government of Canada

FOLLOW SAFETY, NOT THE TRACKS



Railway Safety Trivia

True or False

- | | |
|--------------------------------------------------------|---------------|
| 1. You should always walk your bike across the tracks. | True or False |
| 2. Trains can stop quickly. | True or False |
| 3. Railway tracks are a safe place to play. | True or False |
| 4. Never climb over or under railcars. | True or False |
| 5. It's okay to cross the tracks wherever you want. | True or False |
| 6. Always obey all railway signs. | True or False |
| 7. Never stop on the tracks. | True or False |
| 8. It's okay to throw things at the train. | True or False |

Word Search



I I V M A R R ê T E R U H H C L O C H E
 W N Z N C B F Y S W R M I P R I J E T N
 S G D E C O C H D C S V Z O Z E R K N C
 O é W J I R N N Y Y T P K E H N M Y I O
 K N W T I N L D F J Q S Z H K G B U B N
 I I â G S S I O U L P S P D L I R J D D
 S E S T K W G M P C R I J Q H N Z K C U
 K U K T O P H S W I T B H N K E U Z T C
 I R O E T B T T T X M E H N J E S R N T
 N X T Q ê D S O R B N O U T F R F A V O
 O Q ê K W E C P A F F B H R N U U U T R
 H Y N L O L Z E I R Z N C T D G L O Z V
 T F I D T U U K N J T L I F A S B P D G
 A V K J â M C Z K C V M K H B H F L S B
 H V A L P I B S ê W ê Y ā K A N I W O I
 I D N B â è E R T R A I N O N G A W O I
 W D R S N R L S D Q S K J S I A G D ê W
 ê O S D â E L L J J Q V Y C O J K C H W
 W F Y F S S D T Q A C X O Z K C E î G R
 I C V D K M Q W T H M I D B B H I B O N

English	French	Cree
Bell	Cloche	sêwêyākan
Lights	Lumières	wāskotênikan
Train	Train	iskotêwotâpânâsk
Stop	Arrêter	nakî
Conductor	Conducteur	opimohtahiwêw
Engineer	Ingénieur	okiskinohtahiwêw

IMPORTANT RAILWAY SIGNS

These signs are for **EVERYONE** - all vehicles, cyclists and pedestrians.
What do they mean?



ADVANCED WARNING

This sign means that railway tracks are crossing a road. You should **SLOW DOWN**, **LOOK** both ways, **LISTEN** for trains and be ready to stop.



CROSSBUCK

This sign means that railway tracks are crossing the road. Always **LOOK** both ways and **LISTEN** for trains before crossing. You must stop when trains are approaching and wait for them to pass.

IMPORTANT RAILWAY SIGNS

These signs are for **EVERYONE** - all vehicles, cyclists and pedestrians.
What do they mean?



MULTI-TRACK

This sign means that there is more than one set of tracks at a crossing and tells you the number of tracks at that location.



ADVANCED WARNING

This sign means that railway tracks are crossing a road. You should **SLOW DOWN**, **LOOK** both ways, **LISTEN** for trains and be ready to stop.

IMPORTANT RAILWAY SIGNS

Railway crossings sometimes have flashing lights and bells. They also have gates. What do they mean?



CROSSING WITH FLASHING LIGHTS AND BELLS

Some railway crossings have flashing lights and bells to warn you that a train is coming. You have to stop and wait until the lights stop flashing and the bells stop ringing, and that no other trains are coming before you can cross.



CROSSING WITH FLASHING LIGHTS, BELLS AND GATES

This type of crossing has flashing lights, bells and gates to tell you that a train is coming. You have to stop and wait until the lights stop flashing, the bells stop ringing, the gates are all the way up before you can cross. NEVER go under or around lowered gates!

RAILWAY SAFETY WORD SCRAMBLE

Can you unscramble these words?

- | | | | |
|-------------|-------|---------------|-------|
| 1. RAAWYL | _____ | 9. OOLK | _____ |
| 2. SYEFAT | _____ | 10. SNEITL | _____ |
| 3. SRISNCGO | _____ | 11. ESIHLWT | _____ |
| 4. LLEB | _____ | 12. KCTSAR | _____ |
| 5. LHSITG | _____ | 13. OSBAECO | _____ |
| 6. ATGE | _____ | 14. NEGNREEI | _____ |
| 7. TRNIA | _____ | 15. CTCONRODU | _____ |
| 8. TSPO | _____ | 16. TTONASI | _____ |

EVERYONE
WORKS
TOGETHER TO
KEEP THE
RAILWAY SAFE.

RAILWAY JOBS

THERE ARE LOTS OF DIFFERENT
JOBS ON THE RAILWAY.

THIS IS WHAT SOME OF THEM DO.

ENGINEER

ENGINEERS DRIVE THE TRAIN

CONDUCTOR

CONDUCTORS ARE THE BOSS OF THE
TRAIN. THEY BUILD THE TRAIN AND WORK
OUTSIDE MOST OF THE TIME

CARMAN


A CARMAN FIXES THE RAILCARS.

TRACKMAN


TRACKMAN FIXES THE RAILWAY TRACK.

MECHANIC

THERE ARE DIFFERENT TYPES OF
MECHANICS THAT WORK ON THE
RAILWAY. THEY FIX LOCOMOTIVES AND
OTHER RAILWAY EQUIPMENT



Crossword Puzzle



Across

- 2. The person that works with the engineer
- 4. Trains can operate on any tracks, in any _____ at any time
- 5. The train travels along _____
- 7. You look with your eyes and _____ with your ears

Down

- 1. The person who drives the train
- 3. This sign means that railway tracks are crossing a road
- 6. The very last car on the end of the freight train

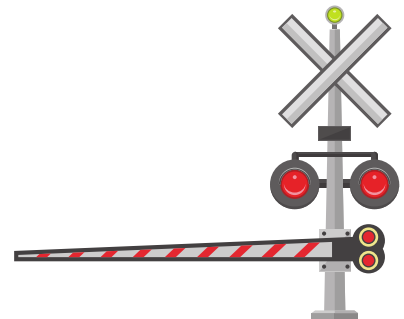
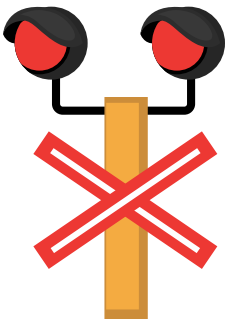
Word Bank

Crossbuck
Direction

Tracks
Caboose

Listen
Conductor

Engineer



CAN YOU FIND THE 6 DANGERS?



Circle the 6 dangers that you can see!



**SPIKE the
Safety Dog
says.....**

**ALWAYS
REMEMBER
THAT..**

- **Trains can't stop quickly. It can take them up to 2 miles to stop, which is equal to 18 football field lengths.**
- **The train you see is closer and faster than you think**

RAILWAY SAFETY TIPS FOR CYCLISTS

Follow these important safety tips to make sure you stay safe when you're riding your bike.



1

ONLY USE DESIGNATED RAILWAY CROSSING

Only use the proper railway crossings to cross the tracks. Always look for signs and markings along your bike route that warn you of approaching railway crossings and prepare to stop,

2

LOOK, LISTEN AND BE AWARE!

SLOW DOWN, LOOK both ways and **LISTEN** for trains when you are getting close to a railway crossing. Only cross the tracks at the railway crossing when you are it's safe. If you see or hear a train coming, **STOP** a safe distance away from the railway crossing. Only cross after the warning signals have stopped and you are sure there are no other trains coming on any track, in any direction.

3

ALWAYS WALK YOUR BIKE OVER THE CROSSING

Walking your bike over the railway crossing is always the safest way to get you and your bike across the railway tracks. Remember - railway tracks are slippery when they're wet so use extra caution

4

NEVER RIDE BESIDE THE RAILWAY TRACKS

This is dangerous and illegal. Trains are always wider than the tracks - they can be over 3 feet on both sides


CANADIAN SAFETY TRAIN EXPRESS

WWW.CANADIANSAFETYTRAIN.CA



Help Spike find his way
to his locomotive!

START



FINISH



ANSWER KEY

Railway Safety Trivia

True or False

- | | |
|--------------------------------------------------------|-------|
| 1. You should always walk your bike across the tracks. | TRUE |
| 2. Trains can stop quickly. | FALSE |
| 3. Railway tracks are a safe place to play. | FALSE |
| 4. Never climb over or under railcars. | TRUE |
| 5. It's okay to cross the tracks wherever you want. | FALSE |
| 6. Always obey all railway signs. | TRUE |
| 7. Never stop on the tracks. | TRUE |
| 8. It's okay to throw things at the train. | FALSE |

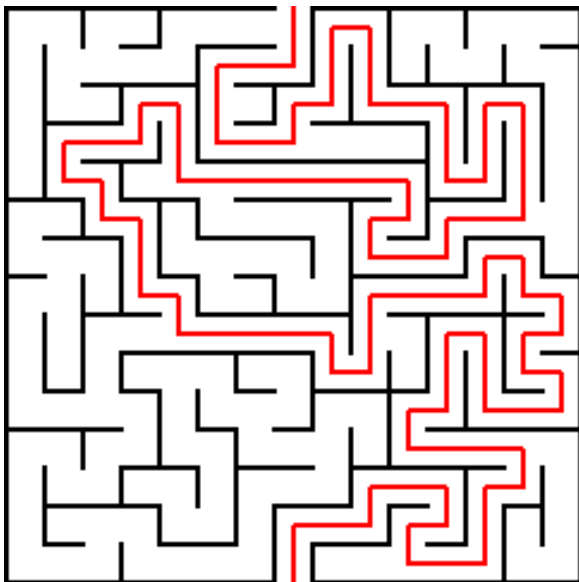
RAILWAY SAFETY WORD SCRAMBLE

ANSWER SHEET

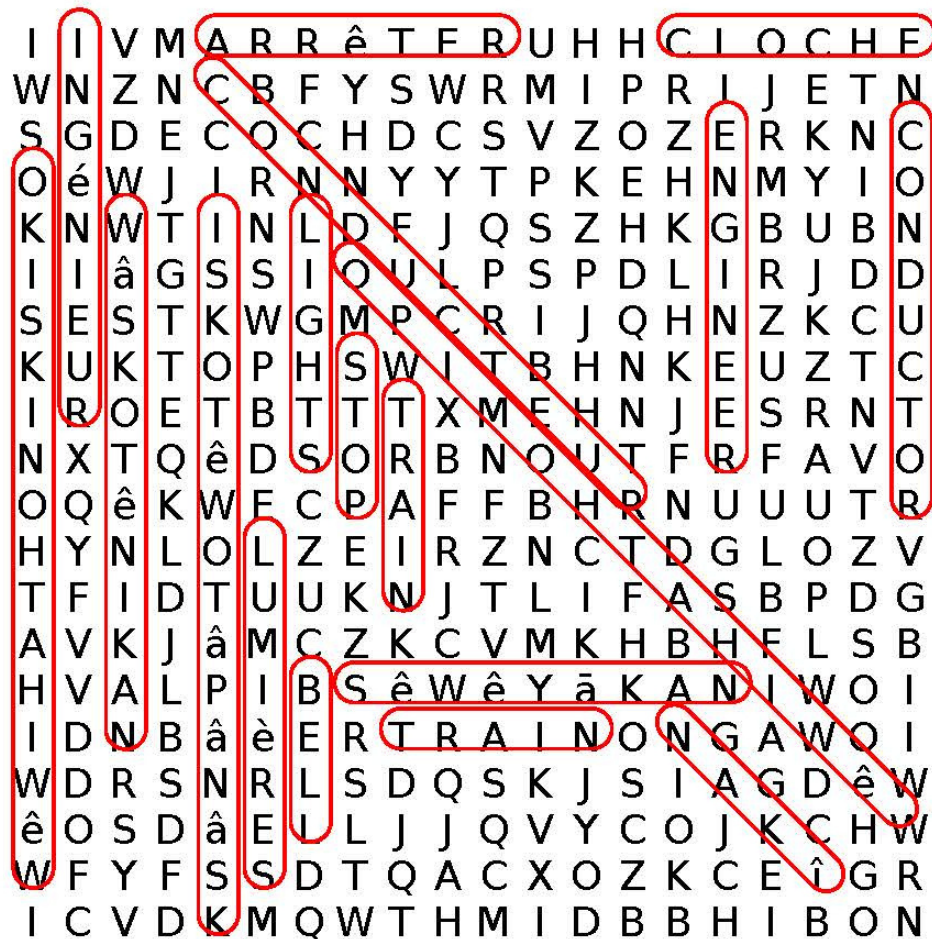
- | | |
|-------------|-----------------|
| 1. RAAWYLI | R A I L W A Y |
| 2. SYEFAT | S A F E T Y |
| 3. SRISNCGO | C R O S S I N G |
| 4. LLEB | B E L L |
| 5. LHSITG | L I G H T S |
| 6. ATGE | G A T E |
| 7. TRNIA | T R A I N |
| 8. TSPO | S T O P |

- | | |
|---------------|-------------------|
| 9. OOLK | L O O K |
| 10. SNEITL | L I S T E N |
| 11. ESIHLWT | W H I S T L E |
| 12. KCTSAR | T R A C K S |
| 13. OSBAECO | C A B O O S E |
| 14. NEGNREEI | E N G I N E E R |
| 15. CTCONRODU | C O N D U C T O R |
| 16. TTONASI | S T A T I O N |

SPIKE MAZE

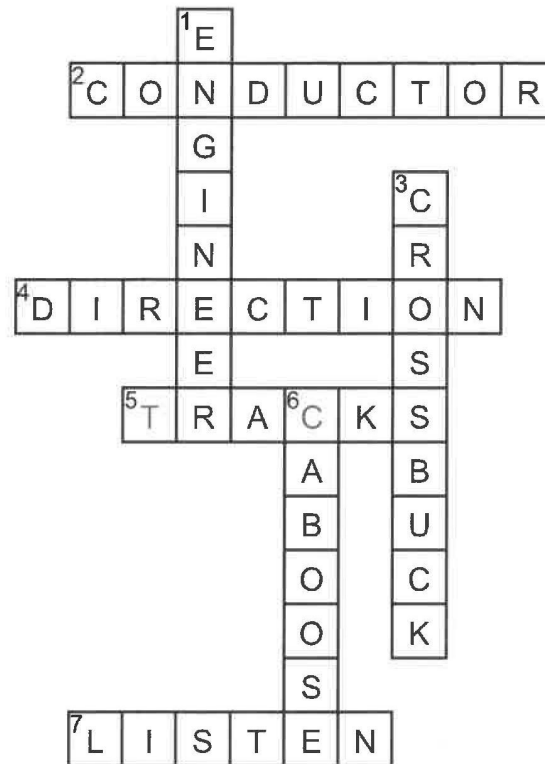


Word Search



English	French	Cree
Bell	Cloche	sêwêyākan
Lights	Lumières	wāskotēnikan
Train	Train	iskotêwotâpânâsk
Stop	Arrêter	nakî
Conductor	Conducteur	opimohtahiwêw
Engineer	Ingénieur	okiskinohtahiwêw

Crossword puzzle



Across

2. The person that works with the engineer
4. Trains can operate on any tracks, in any _____ at any time
5. The train travels along _____
7. You look with your eyes and _____ with your ears

Down

1. The person who drives the train
3. This sign means that railway tracks are crossing a road
6. The very last car on the end of the freight train

Word Bank

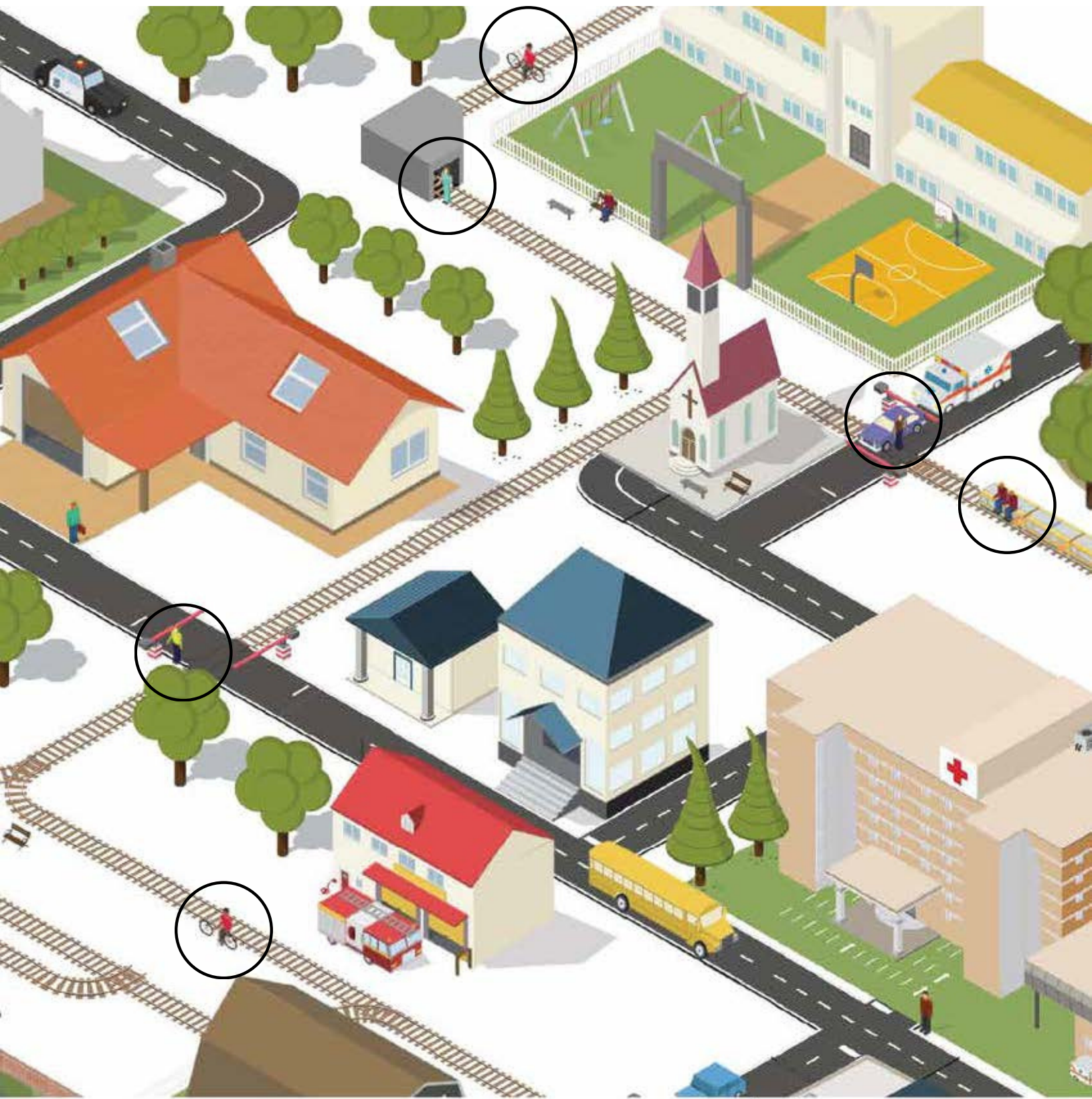
Crossbuck
Direction

Tracks
Caboose

Listen
Conductor

Engineer

DANGER MAP





**CANADIAN SAFETY
TRAIN EXPRESS**

WWW.CANADIANSAFETYTRAIN.CA